

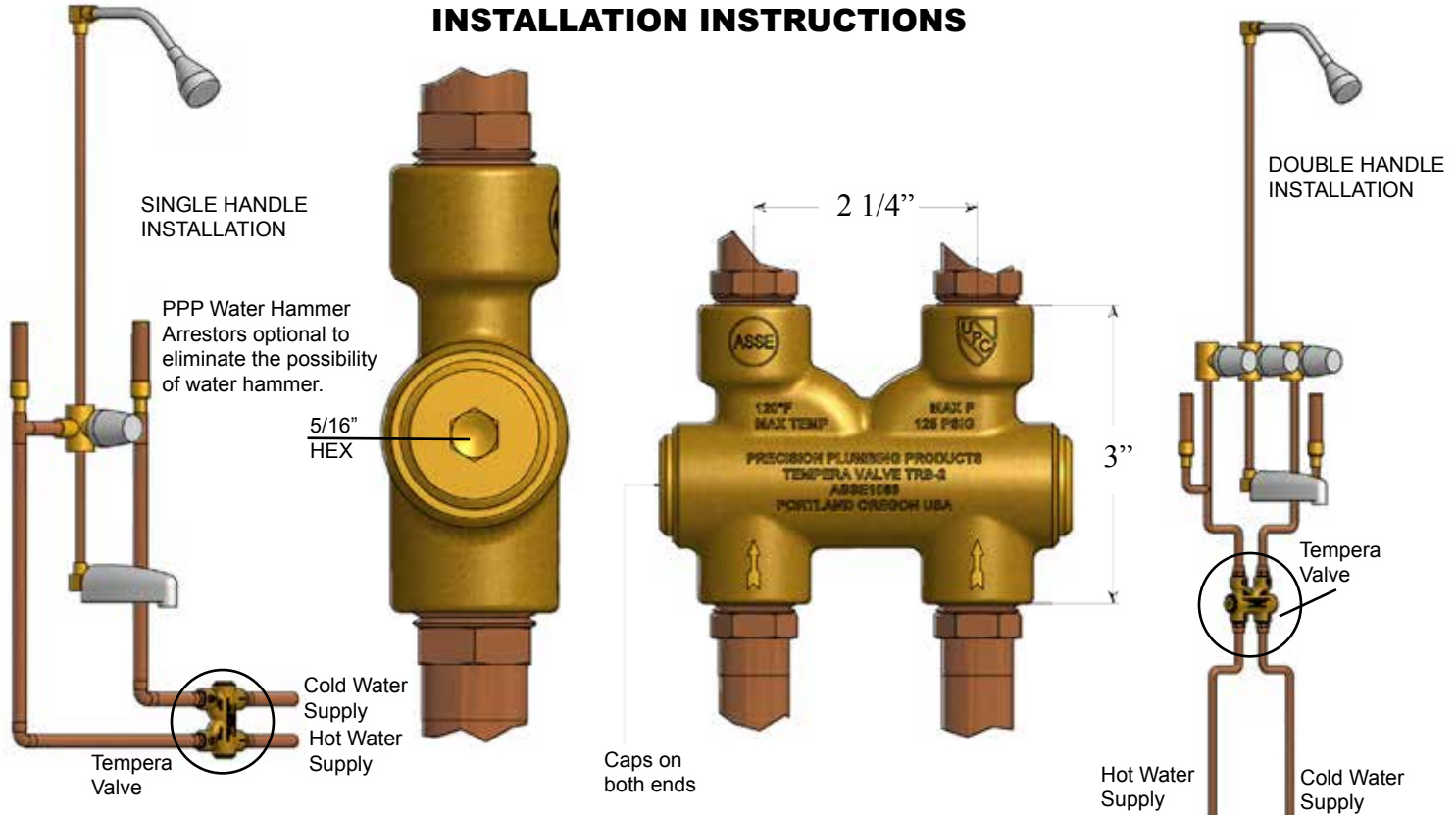


Precision Plumbing Products
"Specify with Confidence - Install with Pride"

**TEMPERA VALVE
 AUTOMATIC PRESSURE COMPENSATING**

www.pppinc.net

INSTALLATION INSTRUCTIONS



INSTALLATION INFORMATION:

The Tempera (TRB-2) Pressure Balancing Valve is a piston-actuated valve. It is necessary to Flush all supply lines leading to the valve prior to installation. We require only Teflon tape to be used when connecting this valve to the water system. The use of pipe dope or liquid thread sealant will affect the proper operation of this valve and void the warranty. Install the TRB-2 valve in line with the shower control valve. It is not necessary to install the TRB-2 valve close to the shower control valve, as long as discharge lines are dedicated. Install the TRB-2 valve with the flow arrows in the proper direction with respect to flow. It is not necessary to maintain any particular geometric position for this valve. We require the installation of check valves (not included) on the inlet side of this valve to prevent potential cross connection. The TRB-2 valve is a mechanical device, which may require maintenance. **Remember to place this valve in an accessible location.** Failure to follow these instructions will void any product warranty.



Precision Plumbing Products

Division of JL Industries, Inc.

802 SE 199th Ave
 Portland, Oregon 97233

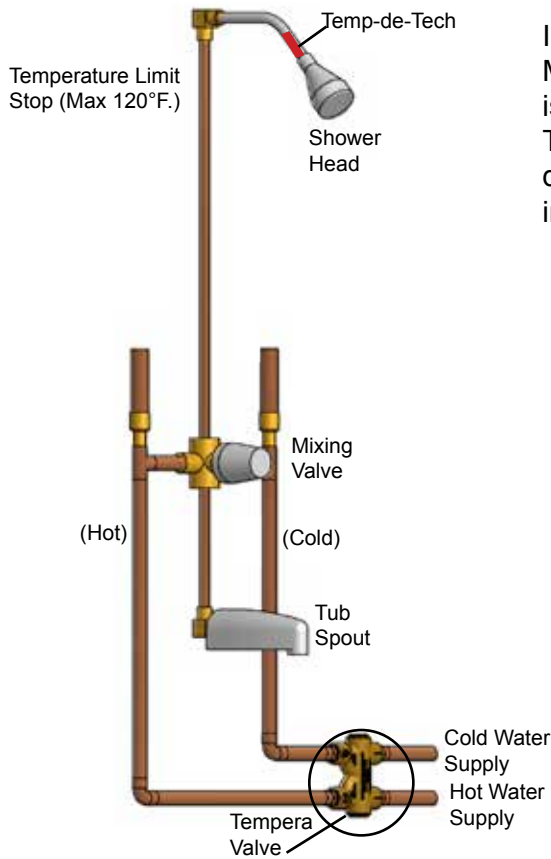
T (503) 256-4010
 F (503) 253-8165

www.pppinc.net

JL Industries, Inc.



TEMPERA VALVE



INSTALLATION:

May be installed on 1/2" water supply line at any angle or position. It is not necessary that the Tempera Valve be mounted level. The Tempera Valve may be mounted concealed or exposed (access doors required) - a chrome plated model is available for exposed installations.

CONSTRUCTION DETAILS:

EXTERNAL: Red-Bronze cast body containing over 85% ingot copper. ASTM # B584 Alloy# C84400.


INTERNAL: Stainless steel (# 303) is used in the piston and sleeve.

MAINTENANCE: A minimum is required, other than occasional flushing of foreign deposits. Of the Tempera Valve's four parts, only the balancing piston moves. This simple, compact design minimizes wear and mechanical failures.

CAUTION:

MODEL PLUMBING CODES REQUIRE HOT WATER NOT TO EXCEED 120°F.

CONNECTIONS
1/2" FPT



PROJECT SUBMITTAL

Project: _____

Contractor: _____

Engineer: _____

Date Submitted: _____

Prepared By: _____



Precision Plumbing Products

Division of JL Industries, Inc.

802 SE 199th Ave
Portland, Oregon 97233



T (503) 256-4010
F (503) 253-8165

www.pppinc.net