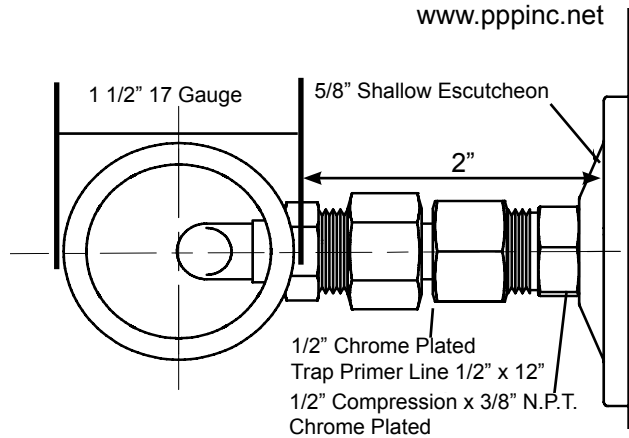
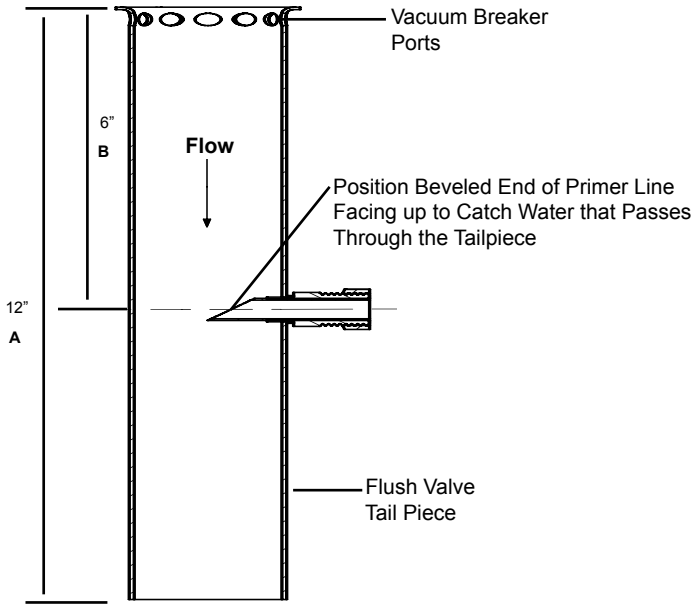




Precision Plumbing Products
"Specify with Confidence - Install with Pride"

**FLUSH VALVE INSTALLATION/SUBMITTAL
 CHROME PLATED ASSEMBLY**



INSTALLATION - ROUGH-IN DIMENSIONS
 Part No. FVP-1VB (w/vacuum breaker)

NOTE: A & B dimensions will vary depending upon flush valve head used.

NOTE: Flush Valve Primer is intended for use with water closets consuming 3.5 to 1.0 gal/flush.

NOTE: Priming Tube may be cut off to adjust for the rough-in of a fresh water make-up line to floor drain trap.

Average discharge per flush at 50 PSI is 3.86 oz.

The furthest recommended distance of make-up line is 20' to the floor drain.

Manufacturer recommends trap primer make-up line to the P-Trap must have continuous slope (Consult Local Code Requirements).

PROJECT SUBMITTAL

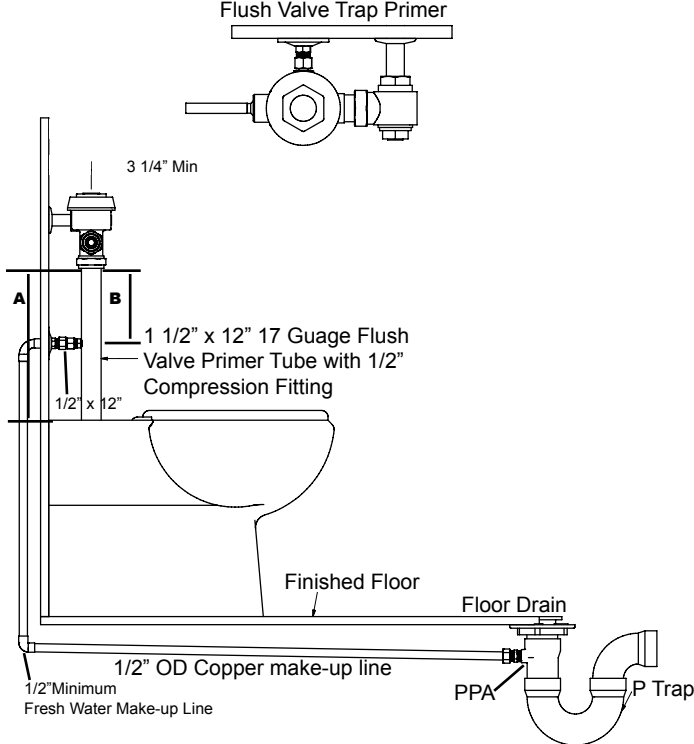
Project: _____

Contractor: _____

Engineer: _____

Date Submitted: _____

Prepared By: _____



JL Industries, Inc.

Precision Plumbing Products

Division of JL Industries, Inc.

802 SE 199th Ave
 Portland, Oregon 97233

T (503) 256-4010

F (503) 253-8165

www.pppinc.net

